


Site Usage

 **20,944 Visits**


Previous: 18,684 (12.10%)

 **211,526 Pageviews**


Previous: 177,573 (19.12%)

 **10.10 Pages/Visit**

Previous: 9.50 (6.27%)

 **26.95% Bounce Rate**

Previous: 29.52% (-8.70%)

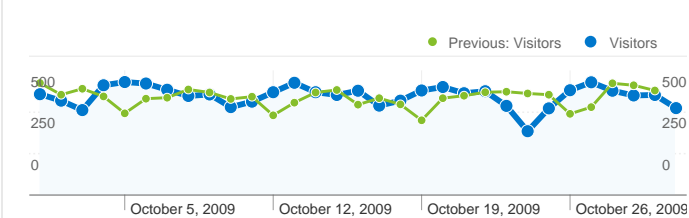
 **00:08:08 Avg. Time on Site**

Previous: 00:07:48 (4.38%)

 **24.34% % New Visits**

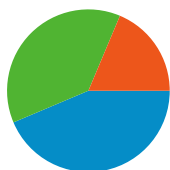
Previous: 27.65% (-12.00%)

Visitors Overview



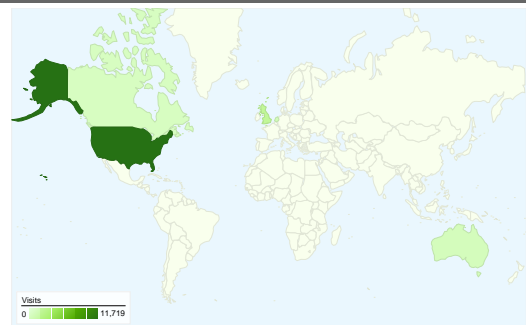
Visitors
6,229

Traffic Sources Overview

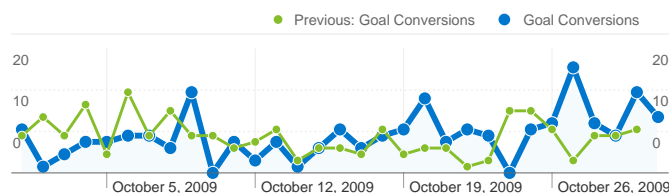


- **Search Engines**
9,139.00 (43.64%)
- **Direct Traffic**
7,897.00 (37.71%)
- **Referring Sites**
3,908.00 (18.66%)

Map Overlay world



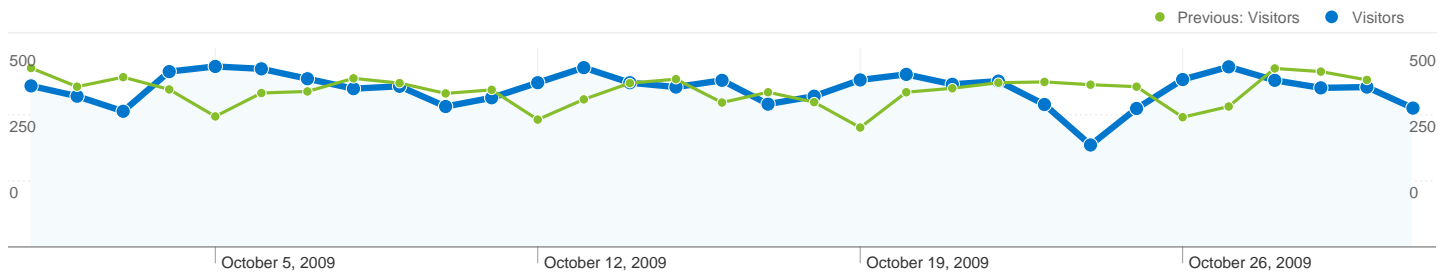
Goals Overview



Goal Conversions
189

Content Overview

Pages	Pageviews	% Pageviews
/forums/index.php		
Oct 1, 2009 - Oct 31, 2009	20,620	9.75%
Sep 1, 2009 - Sep 30, 2009	17,101	9.63%
% Change	20.58%	1.22%
/forums/index.php?action=unread		
Oct 1, 2009 - Oct 31, 2009	13,446	6.36%
Sep 1, 2009 - Sep 30, 2009	10,250	5.77%
% Change	31.18%	10.12%
/home.html		
Oct 1, 2009 - Oct 31, 2009	11,589	5.48%
Sep 1, 2009 - Sep 30, 2009	9,238	5.20%
% Change	25.45%	5.31%
/forums/index.php?board=2.0		
Oct 1, 2009 - Oct 31, 2009	7,055	3.34%
Sep 1, 2009 - Sep 30, 2009	5,515	3.11%
% Change	27.92%	7.39%
/forums/index.php?board=16.0		
Oct 1, 2009 - Oct 31, 2009	6,125	2.90%
Sep 1, 2009 - Sep 30, 2009	5,447	3.07%
% Change	12.45%	-5.60%



6,229 people visited this site



20,944 Visits

Previous: 18,684 (12.10%)



6,229 Absolute Unique Visitors

Previous: 6,246 (-0.27%)



211,526 Pageviews

Previous: 177,573 (19.12%)



10.10 Average Pageviews

Previous: 9.50 (6.27%)



00:08:08 Time on Site

Previous: 00:07:48 (4.38%)



26.95% Bounce Rate

Previous: 29.52% (-8.70%)



24.34% New Visits

Previous: 27.65% (-12.00%)

Technical Profile

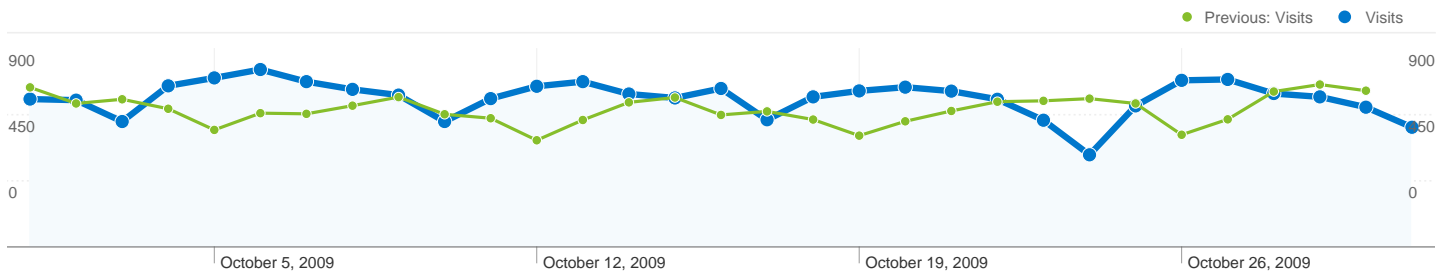
Browser			Connection Speed		
Visits	% visits		Visits	% visits	
Internet Explorer			DSL		
Oct 1, 2009 - Oct 31, 2009	13,081	62.46%	Oct 1, 2009 - Oct 31, 2009	7,204	34.40%
Sep 1, 2009 - Sep 30, 2009	11,938	63.89%	Sep 1, 2009 - Sep 30, 2009	6,352	34.00%
% Change	9.57%	-2.25%	% Change	13.41%	1.18%
Firefox			Cable		
Oct 1, 2009 - Oct 31, 2009	4,056	19.37%	Oct 1, 2009 - Oct 31, 2009	6,993	33.39%
Sep 1, 2009 - Sep 30, 2009	3,678	19.69%	Sep 1, 2009 - Sep 30, 2009	6,147	32.90%
% Change	10.28%	-1.62%	% Change	13.76%	1.49%

Safari		
Oct 1, 2009 - Oct 31, 2009	2,658	12.69%
Sep 1, 2009 - Sep 30, 2009	2,282	12.21%
% Change	16.48%	3.91%
Chrome		
Oct 1, 2009 - Oct 31, 2009	567	2.71%
Sep 1, 2009 - Sep 30, 2009	337	1.80%
% Change	68.25%	50.09%
Opera		
Oct 1, 2009 - Oct 31, 2009	438	2.09%
Sep 1, 2009 - Sep 30, 2009	370	1.98%
% Change	18.38%	5.60%

Unknown		
Oct 1, 2009 - Oct 31, 2009	4,630	22.11%
Sep 1, 2009 - Sep 30, 2009	4,092	21.90%
% Change	13.15%	0.94%
T1		
Oct 1, 2009 - Oct 31, 2009	1,312	6.26%
Sep 1, 2009 - Sep 30, 2009	1,280	6.85%
% Change	2.50%	-8.56%
Dialup		
Oct 1, 2009 - Oct 31, 2009	510	2.44%
Sep 1, 2009 - Sep 30, 2009	544	2.91%
% Change	-6.25%	-16.37%

Traffic Sources Overview

Oct 1, 2009 - Oct 31, 2009
Comparing to: Sep 1, 2009 - Sep 30, 2009



All traffic sources sent a total of 20,944 visits



37.71% Direct Traffic

Previous: 35.36% (6.64%)



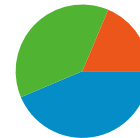
18.66% Referring Sites

Previous: 18.71% (-0.25%)



43.64% Search Engines

Previous: 45.94% (-5.01%)



Search Engines
9,139.00 (43.64%)
Direct Traffic
7,897.00 (37.71%)
Referring Sites
3,908.00 (18.66%)

Top Traffic Sources

Sources	Visits	% visits
(direct) ((none))		
Oct 1, 2009 - Oct 31, 2009	7,897	37.71%
Sep 1, 2009 - Sep 30, 2009	6,606	35.36%
% Change	19.54%	6.64%
google (organic)		
Oct 1, 2009 - Oct 31, 2009	7,463	35.63%
Sep 1, 2009 - Sep 30, 2009	6,887	36.86%
% Change	8.36%	-3.33%
yahoo (organic)		
Oct 1, 2009 - Oct 31, 2009	1,198	5.72%
Sep 1, 2009 - Sep 30, 2009	1,154	6.18%
% Change	3.81%	-7.39%
z4.invisionfree.com (referral)		
Oct 1, 2009 - Oct 31, 2009	386	1.84%
Sep 1, 2009 - Sep 30, 2009	285	1.53%
% Change	35.44%	20.82%
bing (organic)		

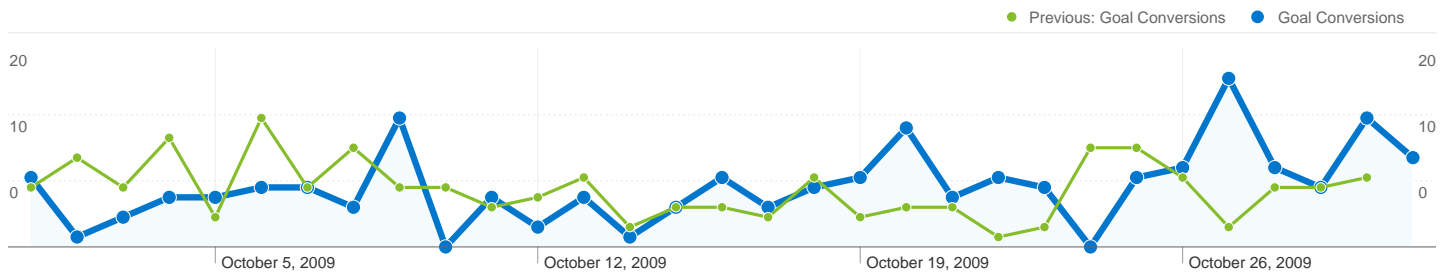
Keywords	Visits	% visits
sl113		
Oct 1, 2009 - Oct 31, 2009	384	4.20%
Sep 1, 2009 - Sep 30, 2009	152	1.77%
% Change	152.63%	137.26%
sl113 forums		
Oct 1, 2009 - Oct 31, 2009	264	2.89%
Sep 1, 2009 - Sep 30, 2009	163	1.90%
% Change	61.96%	52.11%
pagoda group		
Oct 1, 2009 - Oct 31, 2009	199	2.18%
Sep 1, 2009 - Sep 30, 2009	240	2.80%
% Change	-17.08%	-22.13%
pagoda sl group		
Oct 1, 2009 - Oct 31, 2009	170	1.86%
Sep 1, 2009 - Sep 30, 2009	57	0.66%
% Change	198.25%	180.10%
frigiking 113		

Oct 1, 2009 - Oct 31, 2009	296	1.41%
Sep 1, 2009 - Sep 30, 2009	293	1.57%
% Change	1.02%	-9.88%

Oct 1, 2009 - Oct 31, 2009	153	1.67%
Sep 1, 2009 - Sep 30, 2009	62	0.72%
% Change	146.77%	131.76%

Goals Overview

Oct 1, 2009 - Oct 31, 2009
Comparing to: Sep 1, 2009 - Sep 30, 2009



Visitors completed 189 goal conversions

 **134 conversions, Goal 1: Registration**

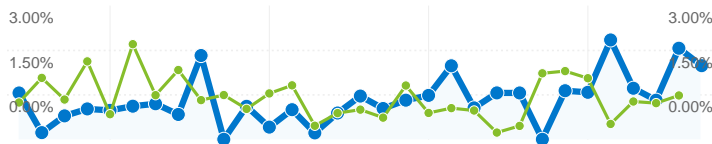
Previous: 133 (0.75%)

 **55 conversions, Goal 2: Full member Payment**

Previous: 41 (34.15%)

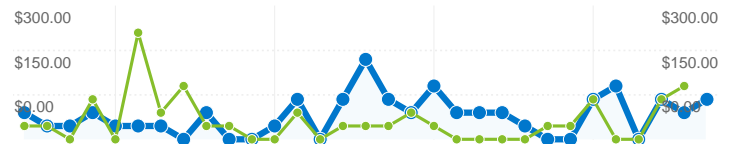
Goal Performance

Goal Conversion Rate

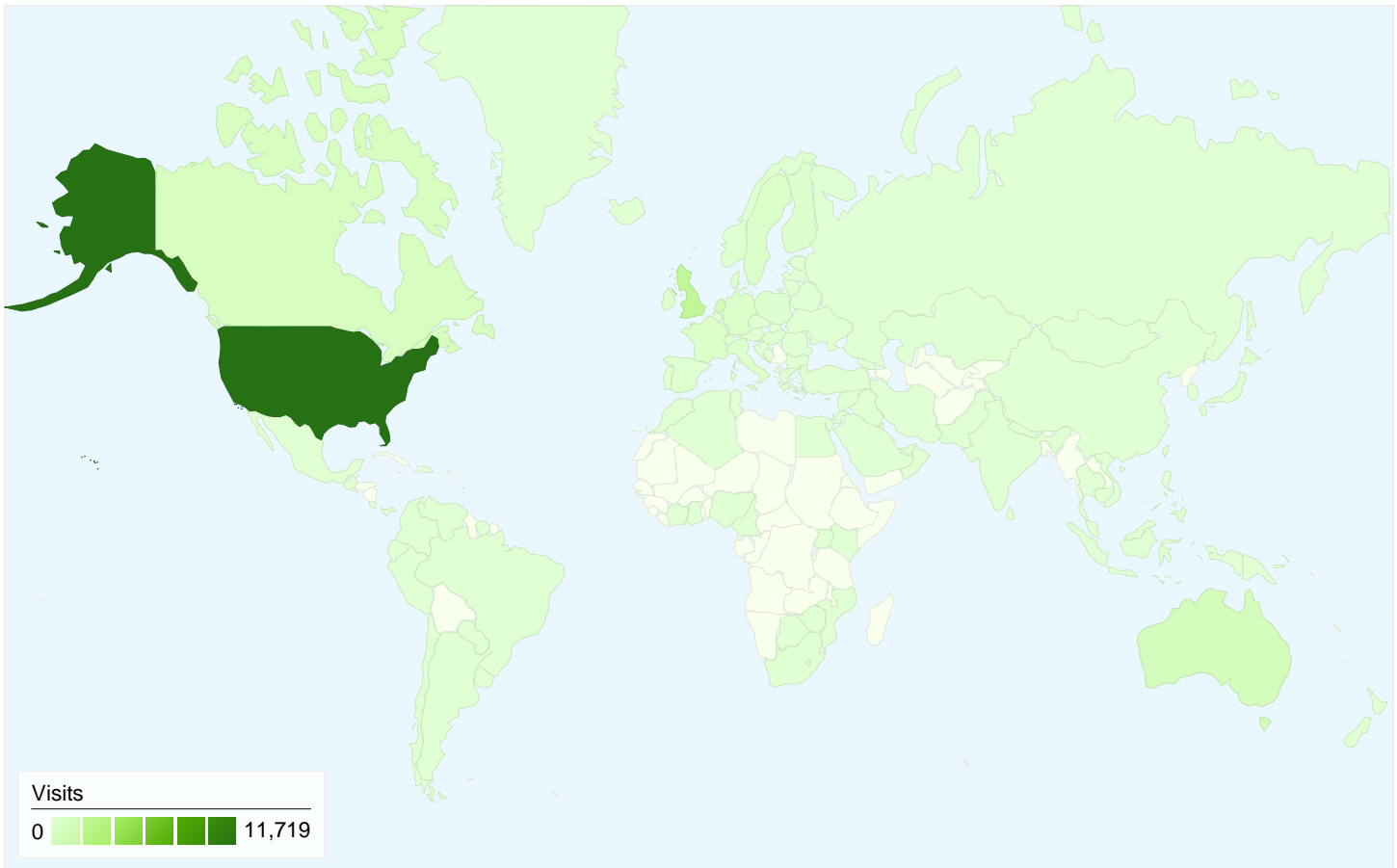


Goal Conversion Rate
0.90%

Total Goal Value



Total Goal Value
\$1,650.00

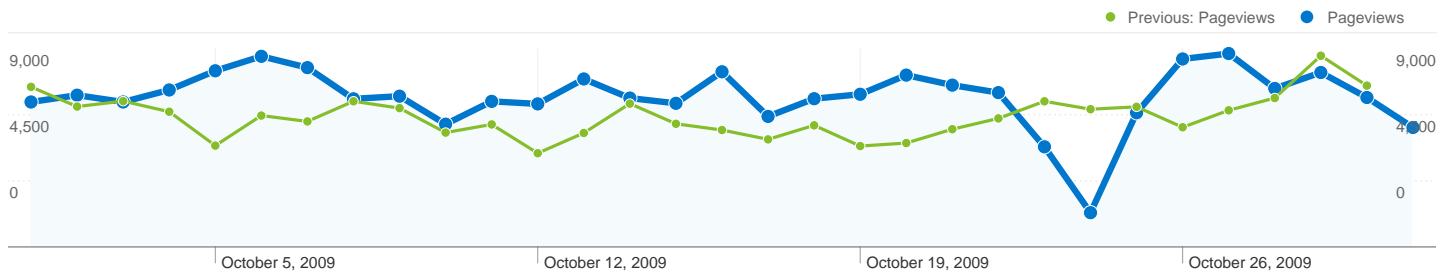


20,944 visits came from 121 countries/territories

Site Usage

Visits 20,944 Previous: 18,684 (12.10%)	Pages/Visit 10.10 Previous: 9.50 (6.27%)	Avg. Time on Site 00:08:08 Previous: 00:07:48 (4.38%)	% New Visits 24.38% Previous: 27.70% (-12.00%)	Bounce Rate 26.95% Previous: 29.52% (-8.70%)	
Country/Territory	Visits	Pages/Visit	Avg. Time on Site	% New Visits	Bounce Rate
United States					
October 1, 2009 - October 31, 2009	11,719	10.18	00:08:08	21.20%	23.97%
September 1, 2009 - September 30, 2009	10,709	9.85	00:08:14	23.72%	25.74%
% Change	9.43%	3.41%	-1.36%	-10.63%	-6.86%
United Kingdom					
October 1, 2009 - October 31, 2009	2,087	9.24	00:07:09	20.32%	25.01%
September 1, 2009 - September 30, 2009	1,536	9.37	00:06:04	26.17%	26.82%
% Change	35.87%	-1.38%	17.81%	-22.37%	-6.75%
Netherlands					
October 1, 2009 - October 31, 2009	894	7.20	00:06:28	17.23%	54.03%

September 1, 2009 - September 30, 2009	743	9.81	00:06:39	21.80%	48.99%
% Change	20.32%	-26.57%	-2.89%	-20.99%	10.28%
Australia					
October 1, 2009 - October 31, 2009	844	10.86	00:09:39	21.56%	19.91%
September 1, 2009 - September 30, 2009	755	10.26	00:09:15	26.62%	26.49%
% Change	11.79%	5.85%	4.46%	-19.00%	-24.86%
Canada					
October 1, 2009 - October 31, 2009	659	13.12	00:10:54	27.77%	21.24%
September 1, 2009 - September 30, 2009	608	9.99	00:08:36	33.39%	28.29%
% Change	8.39%	31.33%	26.69%	-16.83%	-24.90%
(not set)					
October 1, 2009 - October 31, 2009	511	9.85	00:10:33	9.78%	16.05%
September 1, 2009 - September 30, 2009	354	10.25	00:10:52	9.32%	23.73%
% Change	44.35%	-3.93%	-2.96%	4.96%	-32.37%
Sweden					
October 1, 2009 - October 31, 2009	375	9.07	00:07:39	18.93%	25.87%
September 1, 2009 - September 30, 2009	377	6.70	00:05:58	22.81%	35.28%
% Change	-0.53%	35.38%	28.32%	-17.00%	-26.68%
Germany					
October 1, 2009 - October 31, 2009	356	7.16	00:06:45	61.52%	45.79%
September 1, 2009 - September 30, 2009	332	6.61	00:05:59	60.54%	42.47%
% Change	7.23%	8.35%	13.07%	1.61%	7.81%
France					
October 1, 2009 - October 31, 2009	317	11.59	00:09:07	33.12%	29.02%
September 1, 2009 - September 30, 2009	380	9.52	00:08:41	31.84%	36.58%
% Change	-16.58%	21.80%	4.87%	4.02%	-20.66%
Italy					
October 1, 2009 - October 31, 2009	231	12.41	00:08:36	40.69%	35.50%
September 1, 2009 - September 30, 2009	183	9.07	00:07:05	44.26%	35.52%
% Change	26.23%	36.78%	21.39%	-8.06%	-0.06%
1 - 10 of 121					



Pages on this site were viewed a total of 211,526 times



211,526 Pageviews

Previous: 177,573 (19.12%)



136,894 Unique Views

Previous: 116,686 (17.32%)



26.95% Bounce Rate

Previous: 29.52% (-8.70%)

Top Content

Pages	Pageviews	% Pageviews
/forums/index.php		
Oct 1, 2009 - Oct 31, 2009	20,620	9.75%
Sep 1, 2009 - Sep 30, 2009	17,101	9.63%
% Change	20.58%	1.22%
/forums/index.php?action=unread		
Oct 1, 2009 - Oct 31, 2009	13,446	6.36%
Sep 1, 2009 - Sep 30, 2009	10,250	5.77%
% Change	31.18%	10.12%
/home.html		
Oct 1, 2009 - Oct 31, 2009	11,589	5.48%
Sep 1, 2009 - Sep 30, 2009	9,238	5.20%
% Change	25.45%	5.31%
/forums/index.php?board=2.0		
Oct 1, 2009 - Oct 31, 2009	7,055	3.34%
Sep 1, 2009 - Sep 30, 2009	5,515	3.11%
% Change	27.92%	7.39%
/forums/index.php?board=16.0		

Oct 1, 2009 - Oct 31, 2009	6,125	2.90%
Sep 1, 2009 - Sep 30, 2009	5,447	3.07%
% Change	12.45%	-5.60%