





Diamond-patterned
front pad

Felt backing with
release paper



For cars with VIN plates on the firewall remove pre-cut rectangular felt



Use a pick or needle to lift the release paper off the felt and pull it back a few inches



Place felt over back side of diamond-patterned pad and align both parts, then **slightly** press the left front edges together

Very slowly pull away the release paper while paying close attention that the top edges remain aligned.



Use a roller to press both parts together. Make sure the felt rectangle is present and did not fall out in pads for cars without VIN plates on the firewall!

Cut out rectangle for cars **with** VIN plates.

