



Nakapalo od  
srub w  
zaciskach



You should have a big blue stripe under the axle across the bottom of the axle and a small blue swiipe across the fill plug as well? Also a dot of yellow on the inside face of each rear control arm.






Blue






Żółty









kurty (eta)  
DIN 912






















250 SL (84) (Large)  
by thelews





**Important screws are tested one by one by hand at the end of the production line. A coloured seal means test passed, released.**





Pawel and John,  
Here are the pictures of my rear suspension Dotology. Pretty confident of most of it. The rear shock lower bolts may be plated and there may not be marks on all the brake lines I marked. I just assumed the assembly was painted black, filled with oil( blue marks on drain and fill plugs), brake lines, calipers, hoses and rotors were added the the unit installed. Spring marking are per application and there is a yellow dot on the inboard face of the control arm only.





